

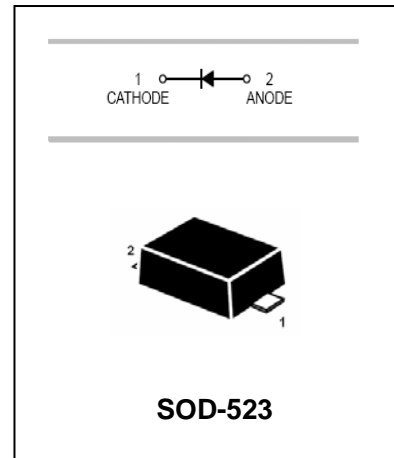


Schottky Barrier Diode

1SS389

FEATURES

- Low forward voltage.
- Small package.



APPLICATIONS

- High speed switching application.

ORDERING INFORMATION

Type No.	Marking	Package Code
1SS389	S4	SOD-523

MAXIMUM RATING @ Ta=25°C unless otherwise specified

Parameter	Symbol	Limits	Unit
Peak reverse voltage	V_{RM}	15	V
DC Reverse voltage	V_R	10	V
Maximum(peak) forward current	I_{FM}	200	mA
Continuous forward current	I_F	100	mA
Surge current	I_{FSM}	1	A
Total power dissipation	P_{tot}	150	mW
Junction temperature	T_j	125	°C
Storage temperature	T_{stg}	-55 to +125	°C
Operating temperature range	T_{opr}	-40 to +100	°C

ELECTRICAL CHARACTERISTICS @ Ta=25°C unless otherwise specified

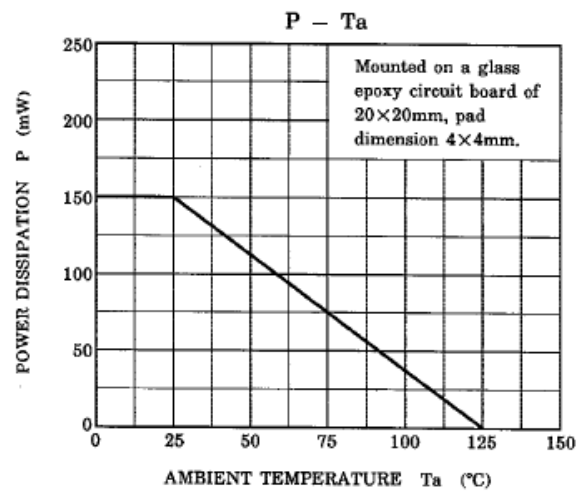
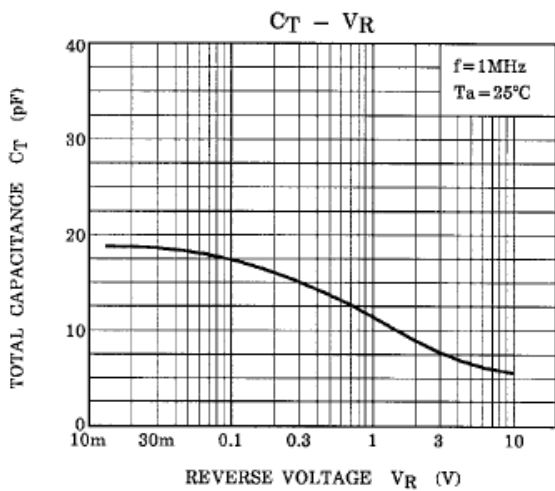
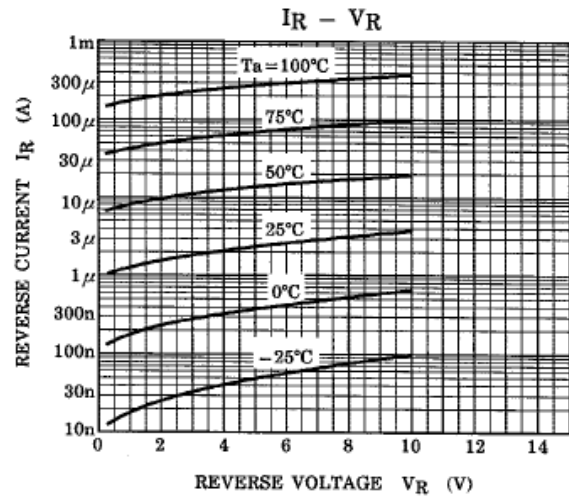
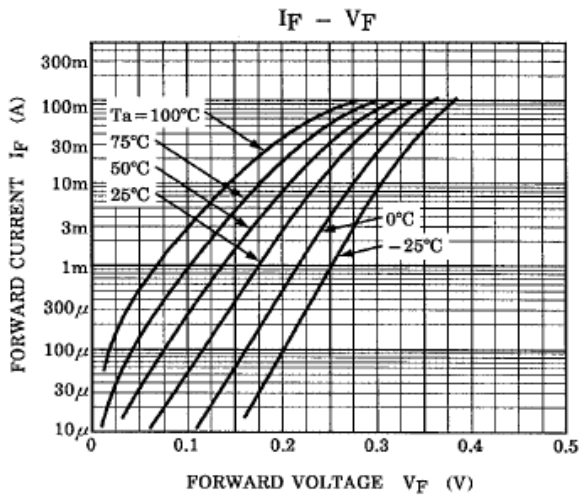
Parameter	Symbol	Min.	Typ.	Max.	Unit	Conditions
Reverse breakdown voltage	$V_{(BR)R}$	10			V	$I_R=50\mu A$
Forward voltage	V_F		0.18		V	$I_F=1mA$
			0.23	0.30	V	$I_F=5mA$
			0.35	0.50	V	$I_F=100mA$
Reverse current	I_R			20	μA	$V_R=10V$
Diode capacitance	C_d		20	40	pF	$V_R=0, f=1MHz$



Schottky Barrier Diode

1SS389

TYPICAL CHARACTERISTICS @ $T_a=25^\circ\text{C}$ unless otherwise specified



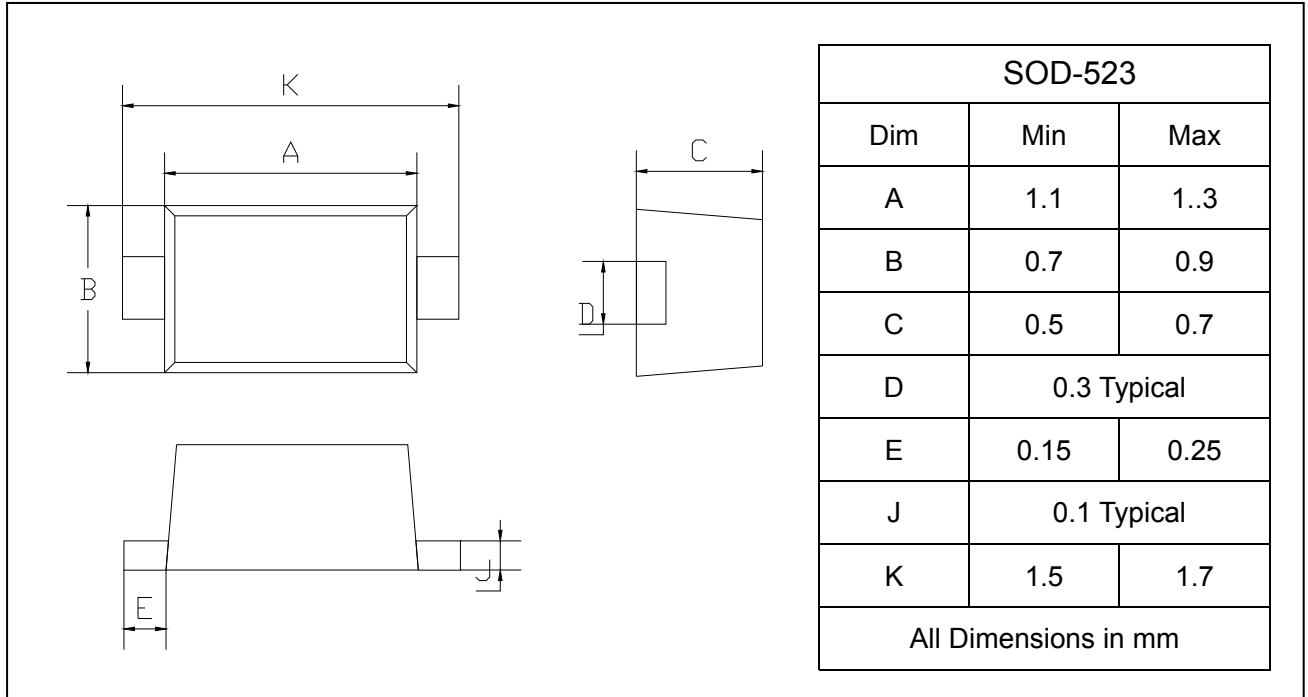
Schottky Barrier Diode

1SS389

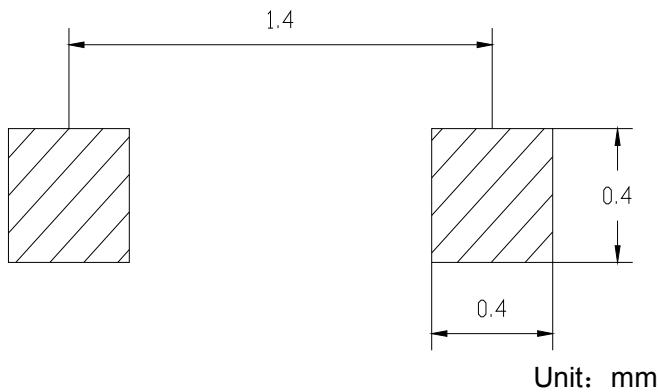
PACKAGE OUTLINE

Plastic surface mounted package

SOD-523



SOLDERING FOOTPRINT



PACKAGE INFORMATION

Device	Package	Shipping
1SS389	SOD-523	3000/Tape&Reel